

1. Table of Contents (This Page)
Created on Sat Sep 14 16:08:49 2013

2. top

3. ground

4. componentmask

5. soldermask


6. topsilk


7. bottomsilk


8. topassembly


9. bottomassembly


10. fab




















There are 0 different drill sizes used in this layout, 0 holes total

Symbol Diam. (Inch) Count Plated?

Title: (unknown) - Fabrication Drawing

Author: K [redacted] in Redon

Date: Sa 14 Sep 2013 14:08:49 GMT UTC

Maximum Dimensions: 3378.110315 mils wide, 2133.228425 mils high



Board outline is the centerline of this 8.000000 mil rectangle - 0, 0 to 3378.110315, 2133.228425 mils